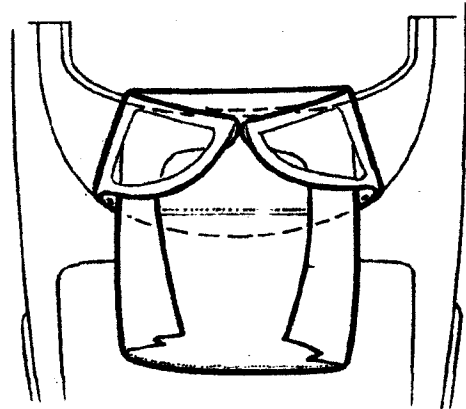
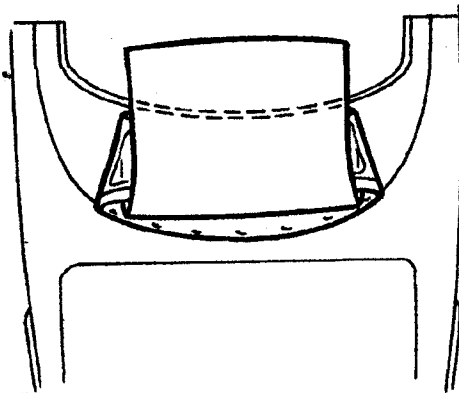


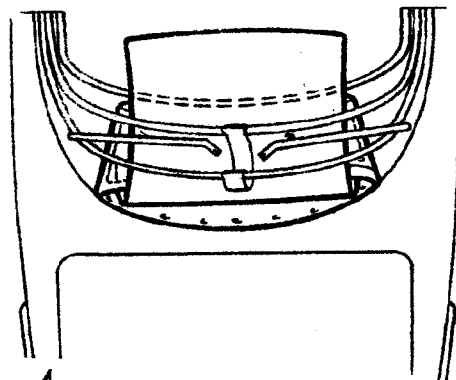
1.
Release hood tension by moving rear hood hoop forwards. Undo press stud and windscreen fastenings. Pull hood rearwards, reverse side uppermost, folding along seamline above rear screen.



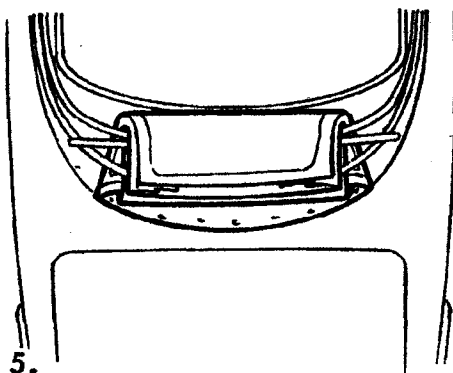
2.
Fold rear quarter windows and hood sides adjacent to window frames inwards.



3.
Fold the hood material forwards about its line of fixed attachment to the decking.



4.
Retract hood hoops and cant rails to lie within stowage recess over the partially folded hood.



5.
Fold front of hood pack rearwards over hood hoops (exposing rear screen) and fit hood cover.

Fig. 21. HOOD STOWAGE INSTRUCTIONS